



US00D738256S

(12) **United States Design Patent**
Ying et al.

(10) **Patent No.:** **US D738,256 S**

(45) **Date of Patent:** **** Sep. 8, 2015**

(54) **SELF-BALANCING VEHICLE**

(71) Applicant: **Hangzhou Chic Intelligent Technology Co., Ltd.**, Hangzhou, Zhejiang Province (CN)

(72) Inventors: **Jiawei Ying**, Hangzhou (CN); **Shaojun Cao**, Hangzhou (CN)

(73) Assignee: **HANGZHOU CHIC INTELLIGENT TECHNOLOGY CO., LTD.**, Hangzhou, Zhejiang Province (CN)

(**) Term: **14 Years**

(21) Appl. No.: **29/511,924**

(22) Filed: **Dec. 15, 2014**

(51) **LOC (10) Cl.** **12-14**

(52) **U.S. Cl.**
USPC **D12/1; D21/765**

(58) **Field of Classification Search**
USPC D12/1, 163; D21/419, 421, 423, 426, D21/760, 765, 766, 769, 771, 776, 803; 280/87.042, 87.021, 87.041, 5.23, 280/5.39, 205, 209, 229, 266, 282, 851; 180/181, 5.26, 6.5, 7.1, 8.2, 65.8, 907, 180/218, 65, 13; 475/750
CPC .. A63C 17/0033; A63C 17/01; A63C 17/016; A63C 2203/40; A63C 17/012; A63C 17/12; B62K 2202/00

See application file for complete search history.

(56) **References Cited**

U.S. PATENT DOCUMENTS

D647,991 S *	11/2011	Sramek	D21/765
8,469,376 B2 *	6/2013	Kristiansen	280/87.042
2007/0273118 A1 *	11/2007	Conrad	280/87.042
2011/0006497 A1 *	1/2011	Chen et al.	280/87.042
2012/0007331 A1 *	1/2012	Hsieh	280/221
2012/0187648 A1 *	7/2012	Chen	280/87.042

* cited by examiner

Primary Examiner — T. Chase Nelson

Assistant Examiner — Ania Aman

(74) *Attorney, Agent, or Firm* — Muncy, Geissler, Olds & Lowe, P.C.

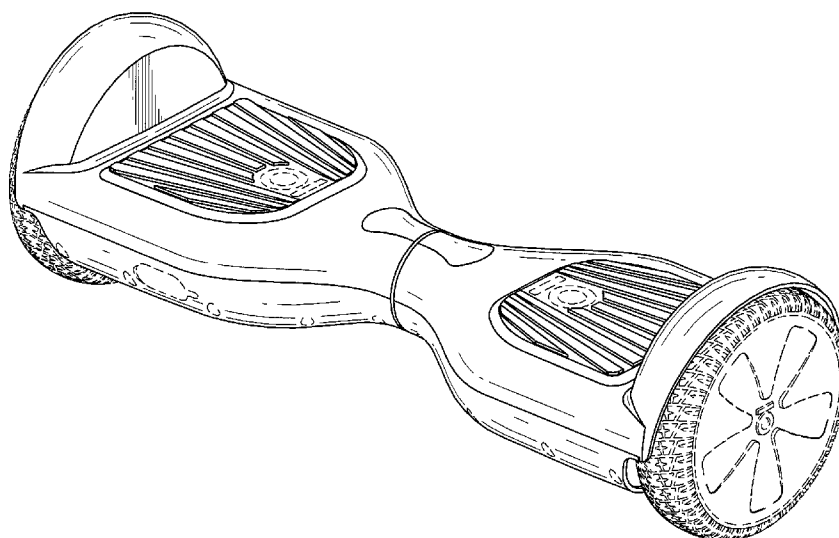
(57) **CLAIM**

The ornamental design for a self-balancing vehicle, as shown and described.

DESCRIPTION

FIG. 1 is a top plan view of a self-balancing vehicle showing our new design;
FIG. 2 is a bottom plan view thereof;
FIG. 3 is a front elevational view thereof;
FIG. 4 is a rear elevational view thereof;
FIG. 5 is a left side view thereof, the right side view being a mirror image thereof;
FIG. 6 is a front, top, right perspective view thereof;
FIG. 7 is a rear, top, left perspective view thereof; and,
FIG. 8 is a rear, bottom, right perspective view thereof.
The broken line showing is for the purpose of illustrating portions of the self-balancing vehicle and environment structure which form no part of the claimed design.

1 Claim, 8 Drawing Sheets



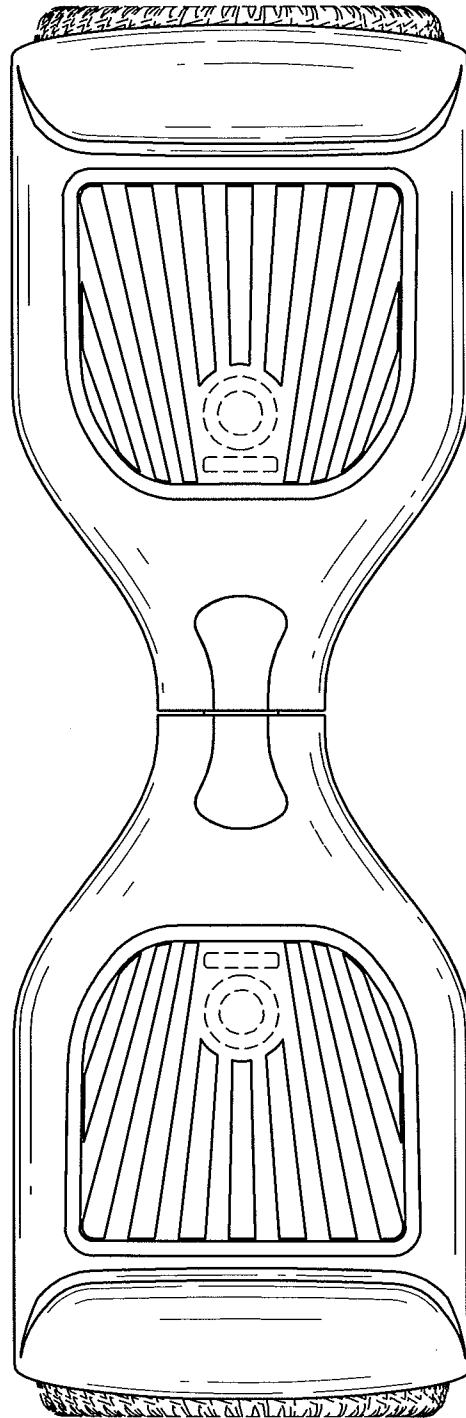


FIG.1

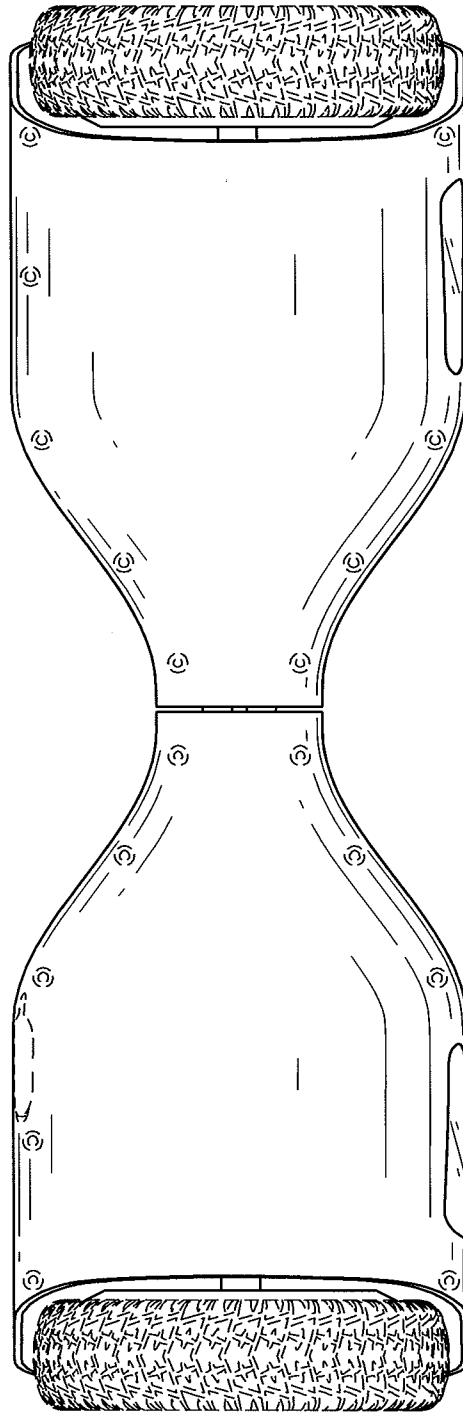


FIG.2

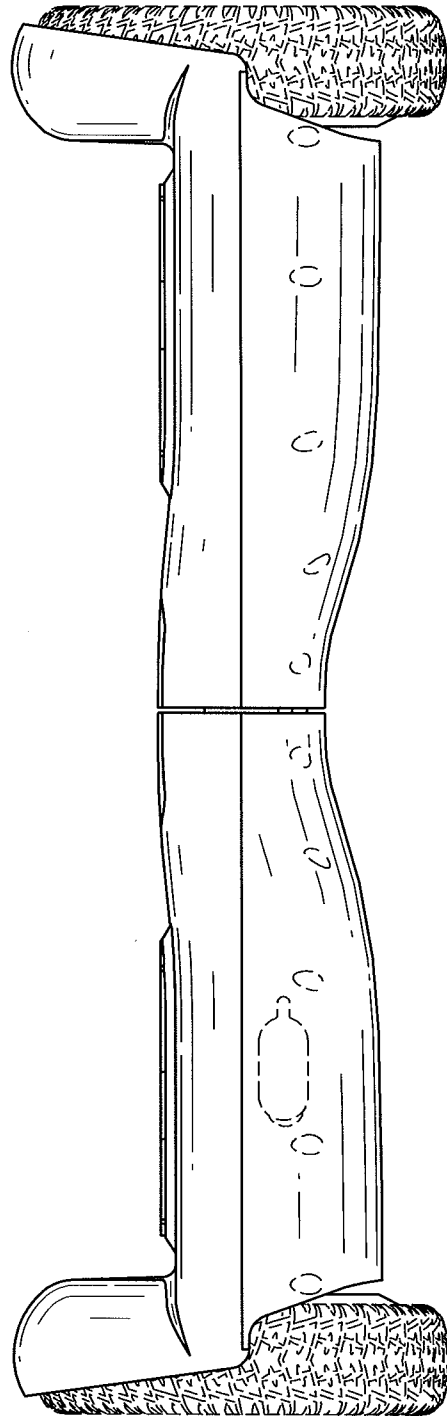


FIG.3

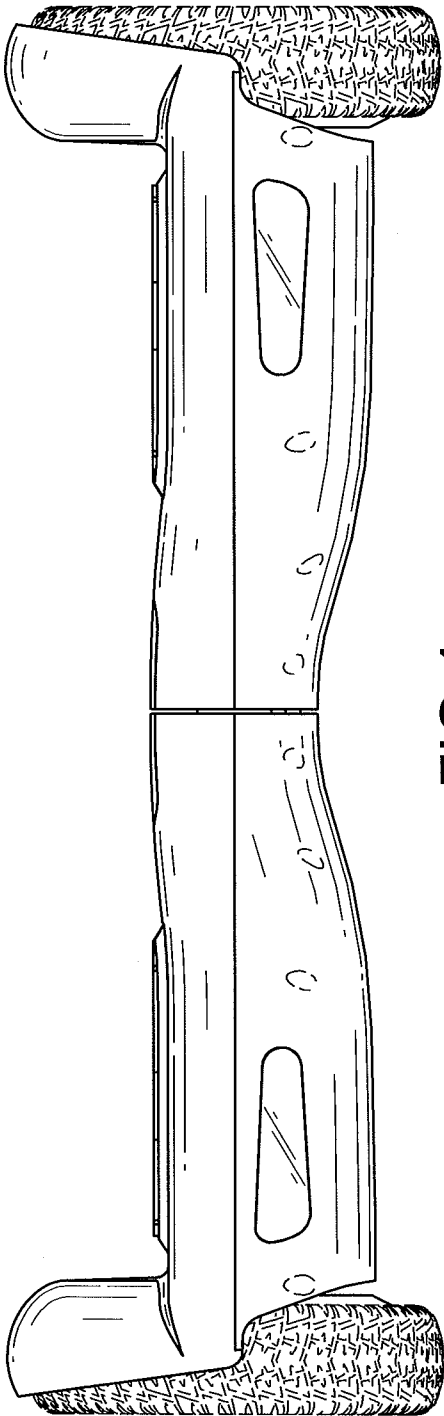


FIG.4




FIG.5

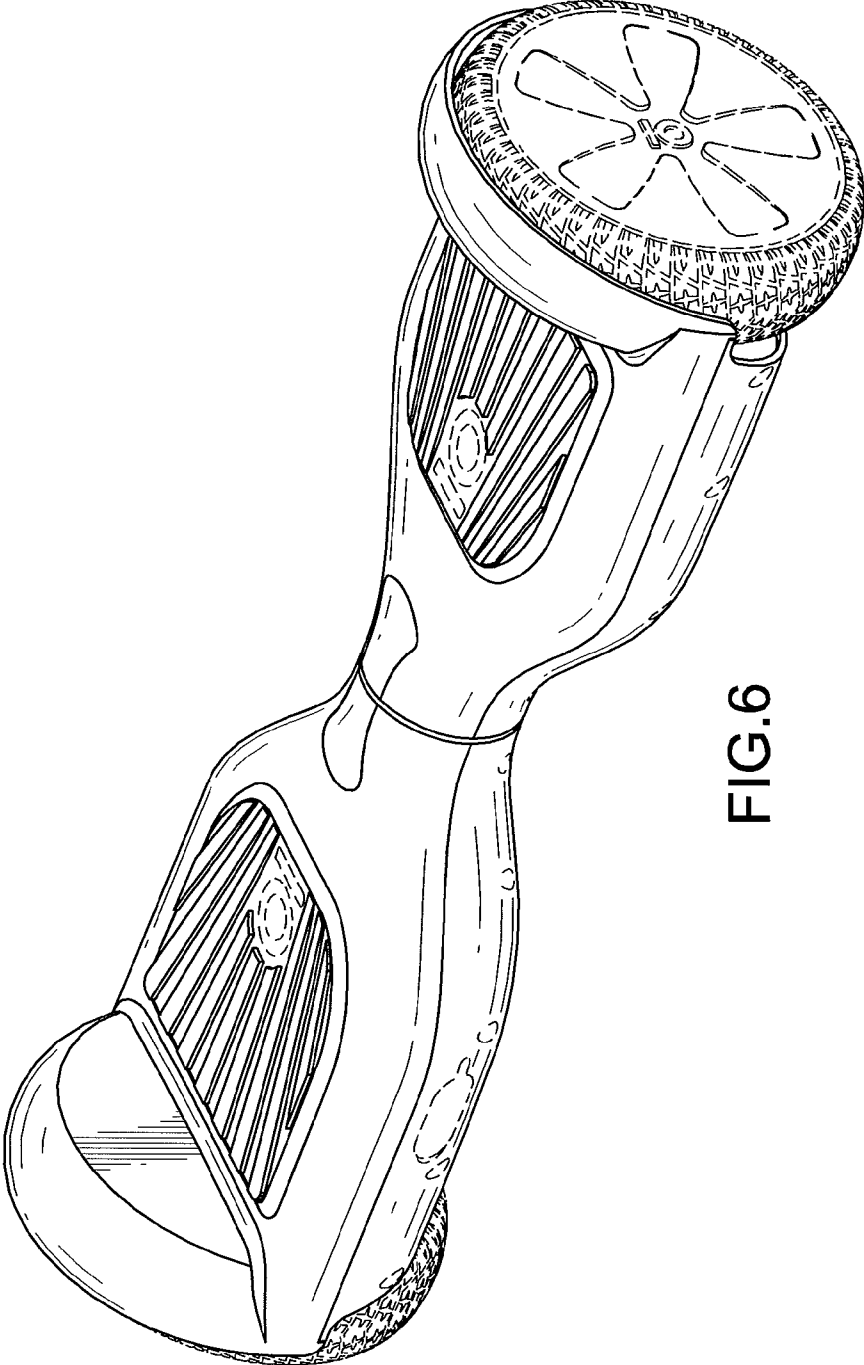


FIG.6

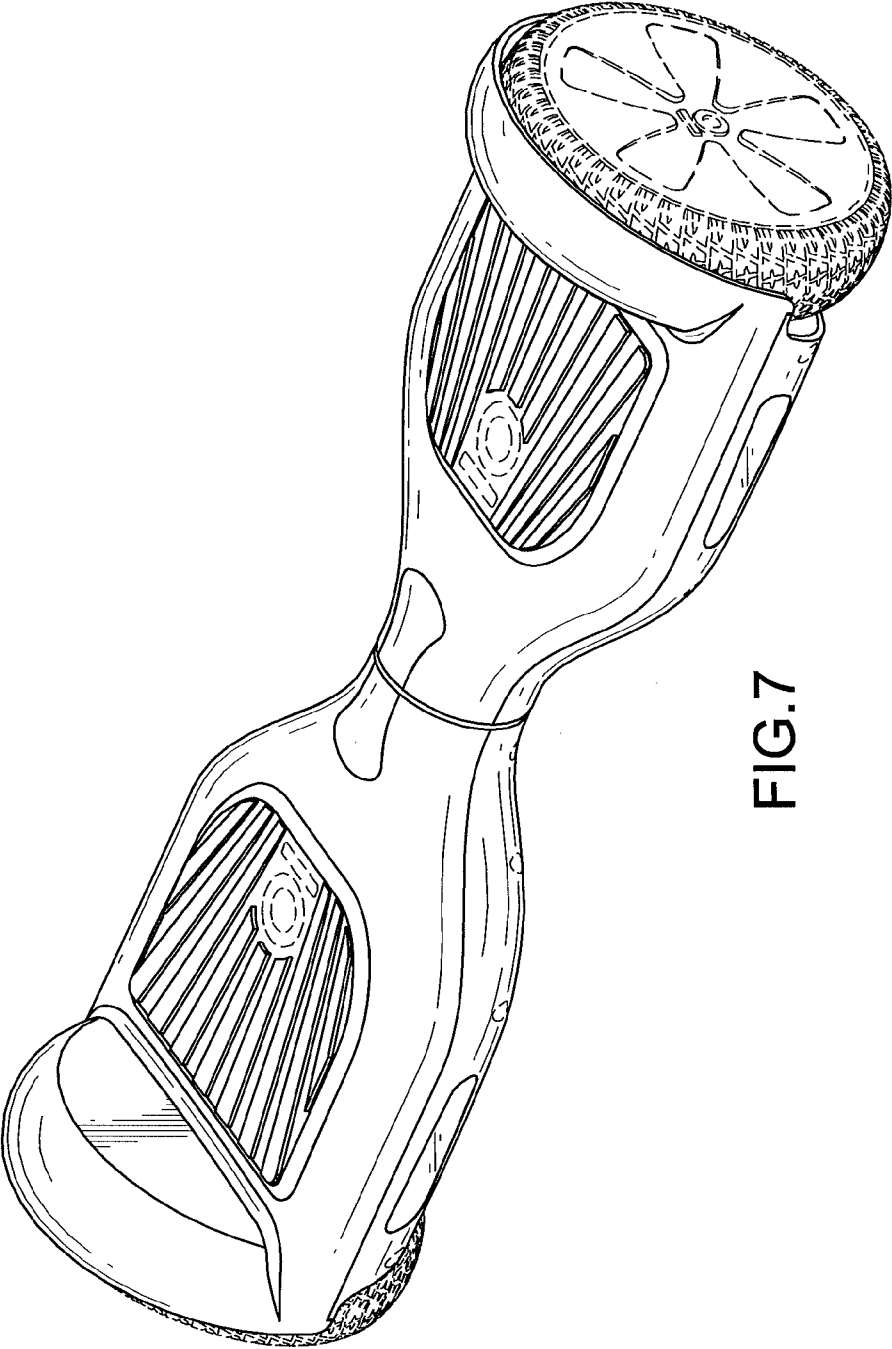


FIG.7

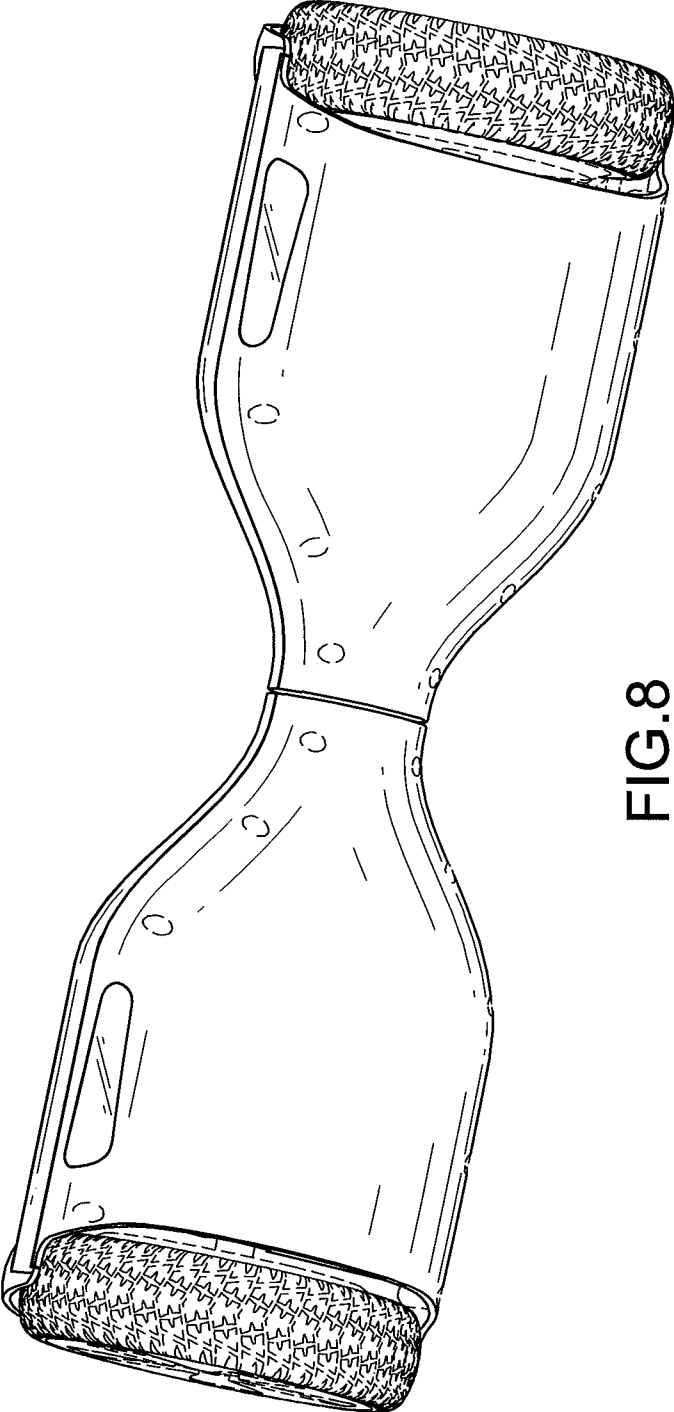


FIG.8