



US00D784195S

(12) **United States Design Patent**  
**Ying**

(10) **Patent No.:** **US D784,195 S**

(45) **Date of Patent:** **\*\* Apr. 18, 2017**

(54) **HUMAN MACHINE INTERACTION  
VEHICLE**

(71) Applicant: **Hangzhou Chic Intelligent Technology  
Co., Ltd.**, Yuhang Dist., Hangzhou,  
Zhejiang (CN)

(72) Inventor: **Jiawei Ying**, Hangzhou (CN)

(73) Assignee: **Hangzhou Chic Intelligent Technology  
Co., Ltd.**, Hangzhou, Zhejiang Province  
(CN)

(\*\*) Term: **15 Years**

(21) Appl. No.: **29/556,275**

(22) Filed: **Feb. 29, 2016**

(30) **Foreign Application Priority Data**

Oct. 9, 2015 (CN) ..... 2015 3 0389352

(51) **LOC (10) Cl.** ..... **12-14**

(52) **U.S. Cl.**  
USPC ..... **D12/1**

(58) **Field of Classification Search**

USPC ..... D12/1, 5; D21/419, 421, 423, 426, 662,  
D21/760, 765, 766, 769, 771, 776, 803;  
701/124; 280/87.042, 87.021, 87.041,  
280/5.23, 5.39, 205, 209, 229, 266, 282,  
280/851; 180/181, 5.26, 6.5, 7.1, 8.2,  
180/65.8, 907, 218, 65, 13  
CPC .... B62K 3/007; B62K 17/00; B62K 2202/00;  
B62D 51/001; B62D 51/02; B62D 61/00;  
A63C 17/0033; A63C 17/01; A63C  
17/016; A63C 2203/40; A63C 17/12

See application file for complete search history.

(56) **References Cited**

U.S. PATENT DOCUMENTS

8,738,278 B2 \* 5/2014 Chen ..... B62K 11/007  
180/218

D737,723 S 9/2015 Ying et al.

D738,256 S 9/2015 Ying et al.  
D739,906 S \* 9/2015 Chen ..... D21/760  
9,376,155 B2 \* 6/2016 Ying ..... B62K 3/007  
9,403,573 B1 \* 8/2016 Mazzei ..... B62D 51/02  
2002/0008361 A1 \* 1/2002 Smith ..... A63C 5/031  
280/14.21  
2005/0242538 A1 \* 11/2005 Hiramatsu ..... A63C 17/004  
280/92  
2013/0238231 A1 \* 9/2013 Chen ..... B62K 11/007  
701/124

(Continued)

FOREIGN PATENT DOCUMENTS

CN 302534790 S 8/2013

*Primary Examiner* — T. Chase Nelson

*Assistant Examiner* — Ania Aman

(74) *Attorney, Agent, or Firm* — Muncy, Geissler, Olds &  
Lowe, P.C.

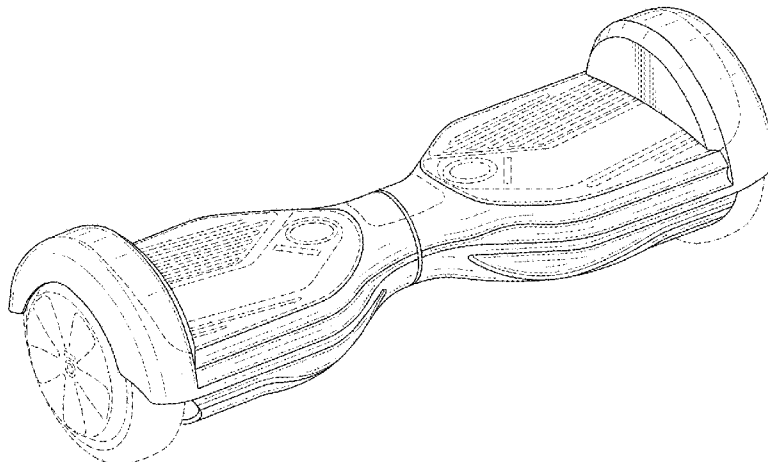
(57) **CLAIM**

The ornamental design for a human-machine interaction  
vehicle, as shown and described.

**DESCRIPTION**

FIG. 1 is a top plan view of a human-machine interaction  
vehicle showing my new design;  
FIG. 2 is a bottom plan view thereof;  
FIG. 3 is a front elevational view thereof;  
FIG. 4 is a rear elevational view thereof;  
FIG. 5 is a right side view thereof, the left side view being  
a mirror image thereof; and,  
FIG. 6 is a top, rear, right perspective view thereof.  
The broken lines are for the purpose of illustrating portions  
of the human-machine interaction vehicle and environmen-  
tal structure which form no part of the claimed design.

**1 Claim, 6 Drawing Sheets**



(56)

**References Cited**

U.S. PATENT DOCUMENTS

2016/0129963 A1\* 5/2016 Ying ..... B62K 3/007  
180/6.5  
2016/0325803 A1\* 11/2016 Waxman ..... B62M 7/12

\* cited by examiner

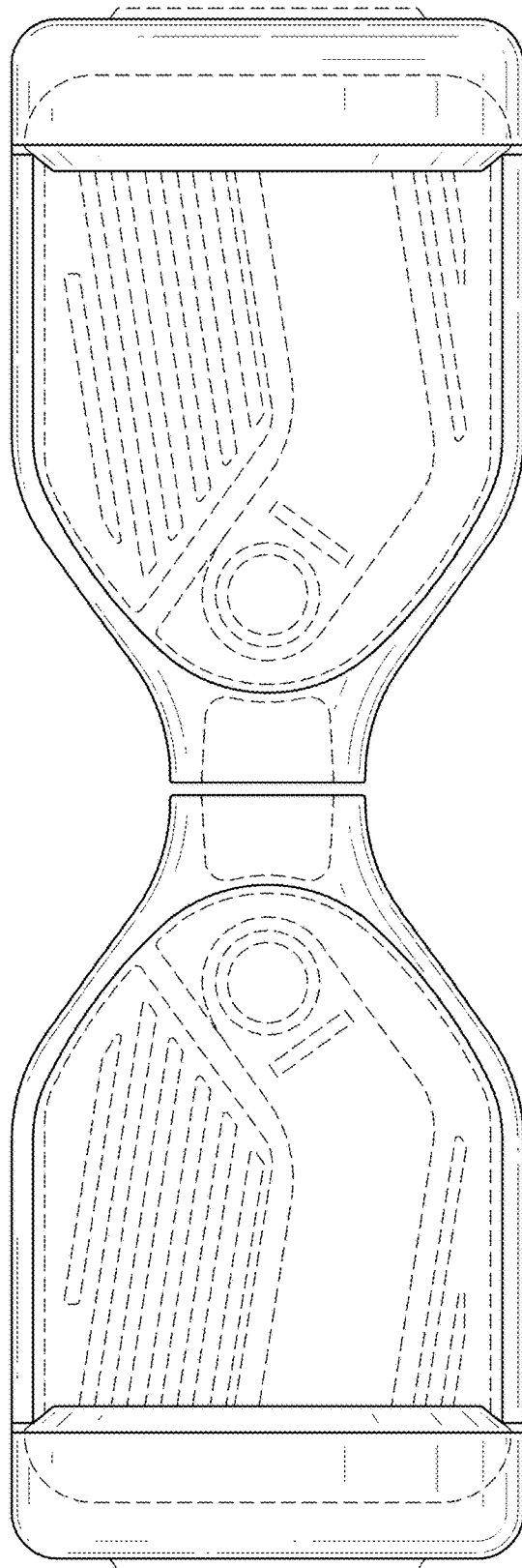


FIG.1

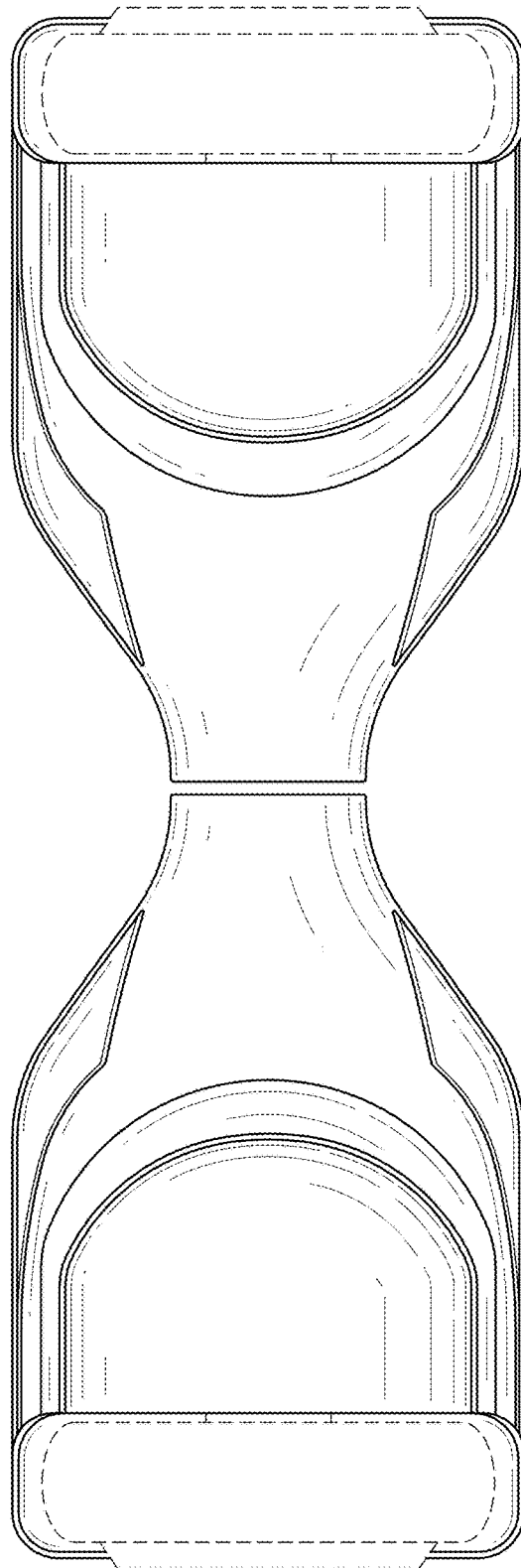


FIG.2

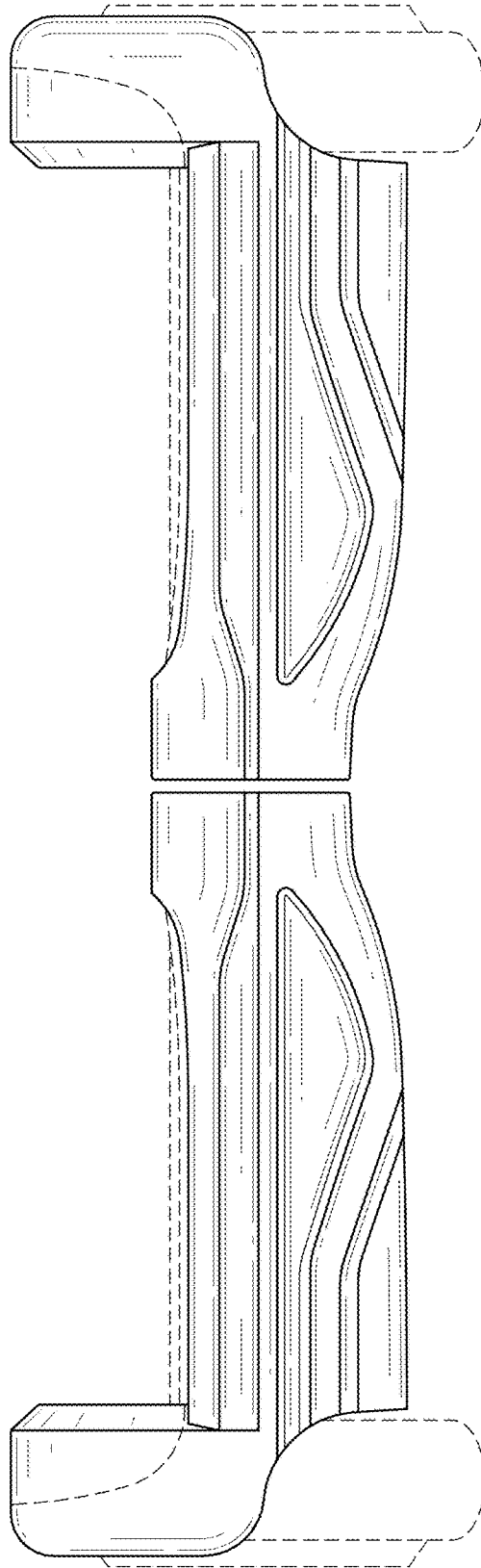


FIG.3

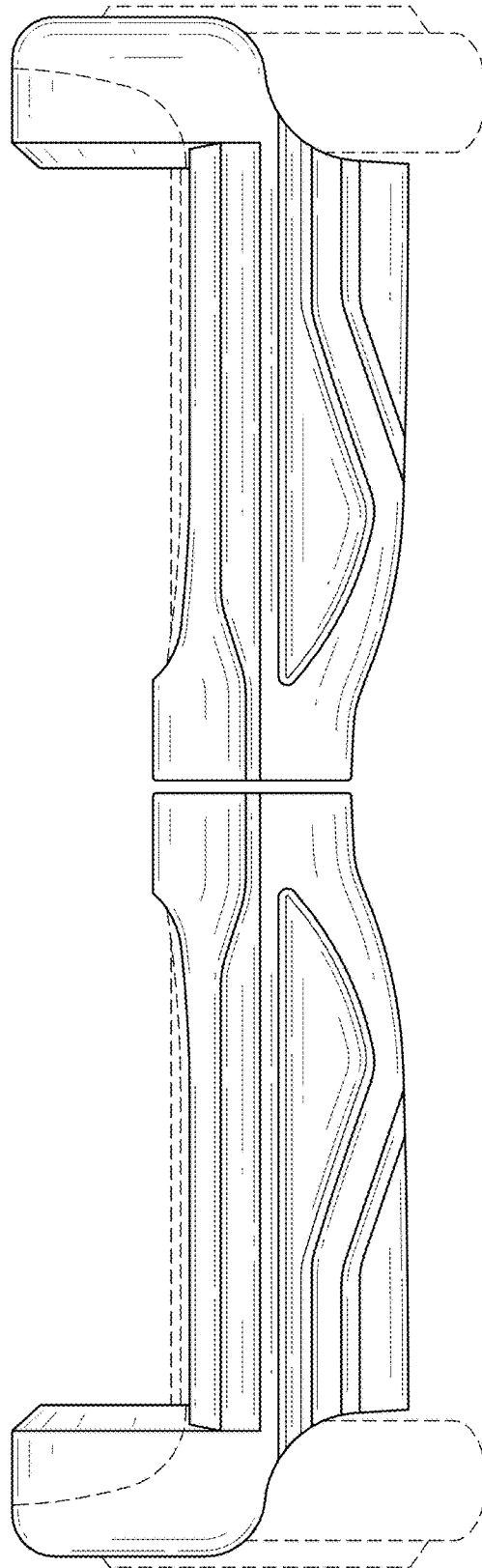


FIG.4

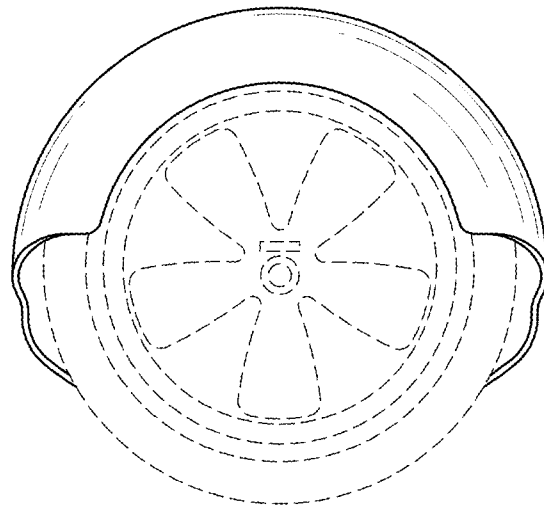


FIG.5

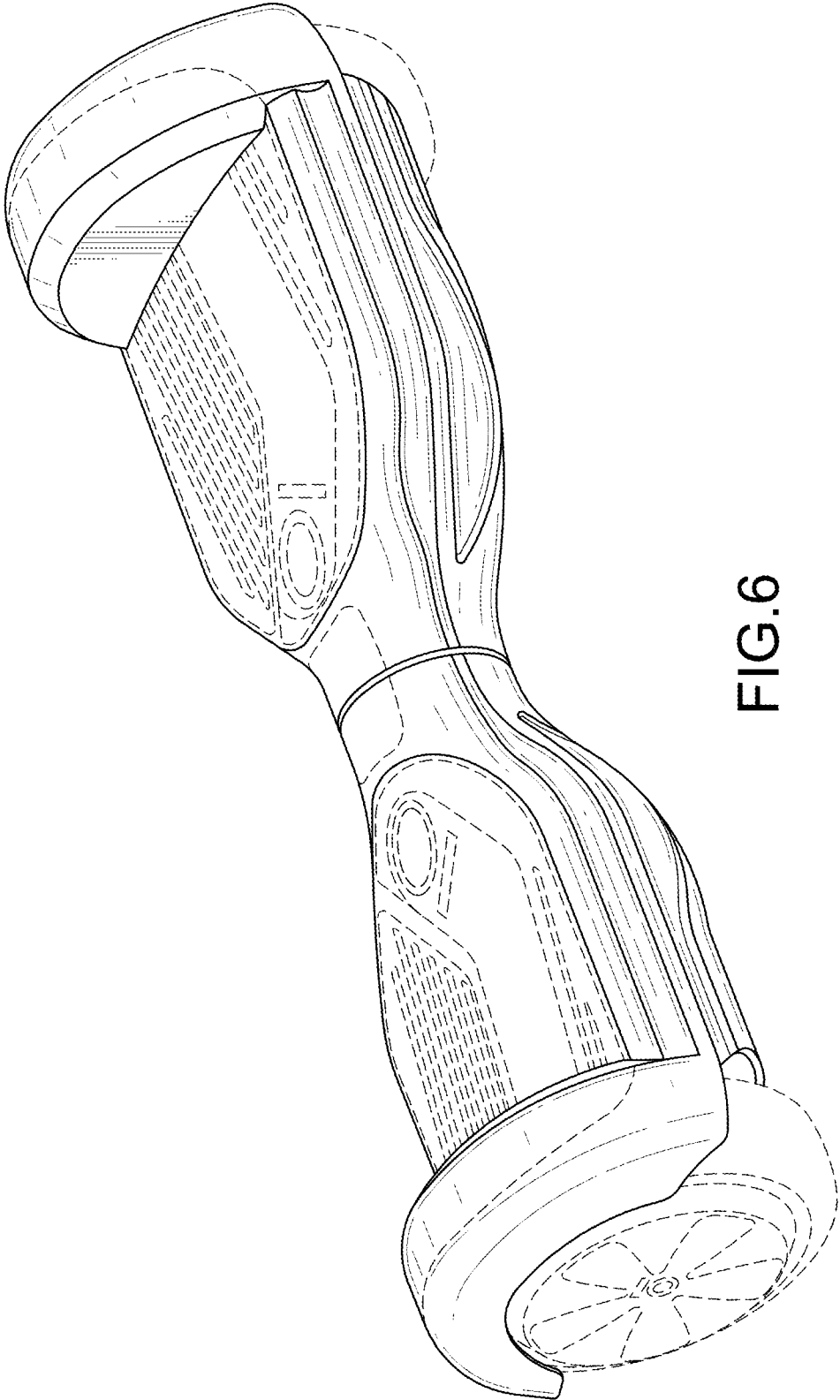


FIG. 6